

Umberto Pelizzari

OMER

by MOMODESIGN

UP-X1^R FREEDIVING COMPUTER

QUICK START UP MANUAL

IMPORTANT WARNINGS!

- Refer to the important product/safety guide in the package for warnings about the use of the product and other important information.
- Always seek medical advice before starting or changing an exercise programme.

ACTIVATE YOUR UP-X1^R

Your UP-X1^R is on energy saving mode to avoid battery consumption. You must, therefore, activate it by pressing any key for more than 5 seconds.

ASSIGNING THE KEYS

Mode [M]


- To select between Clock, Dive, Chronograph, Timer, History and Setup modes, press the key [M] until the desired icon/mode is displayed on the screen.
- To exit the current status and return to the previous menu. Start/Stop Button [S/S]
- To activate Chronograph 'start' or 'stop' in Chronograph mode.
- To activate Timer 'start' or 'stop' in Countdown mode.
- To increase the value displayed on the settings display or to move the cursor to the next item.

Lap/Reset [L/R]

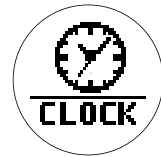
- To activate 'lap' or to perform 'reset' in Chronograph mode. To reset the Timer during Countdown.
- To increase the value displayed on the settings display or to move the cursor to the next item.

Light [EL]

- To activate backlighting EL for about 3 seconds. (To the exclusion of the History & Setup Mode)
- In the History mode/Setup mode, keep [EL] pressed for one second to activate backlighting.
- To select a setting on the settings display.
- To confirm the items selected on the settings display.

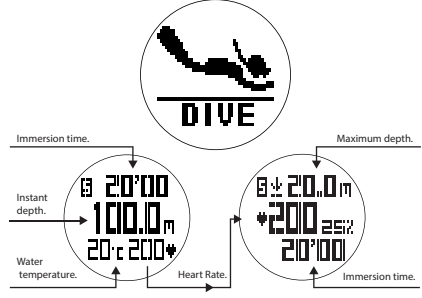


1. CLOCK mode



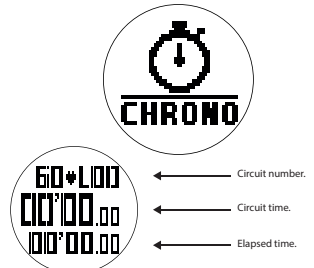
2. IMMERSION mode

It is activated/deactivated at a depth of 1 m. It has 2 display modes by pressing Start/Stop when the clock is in DIVE).

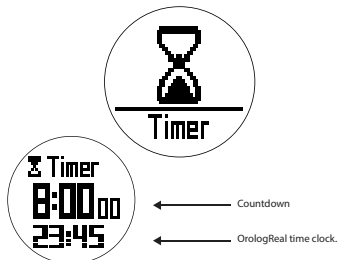


3. CHRONOGRAPH mode

Allows training on land with heart rate monitoring.




4. COUNTDOWN mode

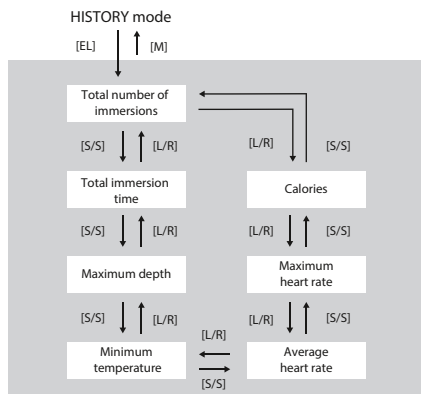


5. HISTORY mode

List of all immersions present individually in the clock. Total daily immersions (Daily Total), from a synthesis of the day's immersions. History of total immersions (Odometer); provides a summary of all immersions.

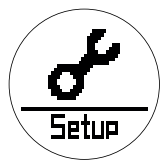


Daily Total
Odometer
Erase

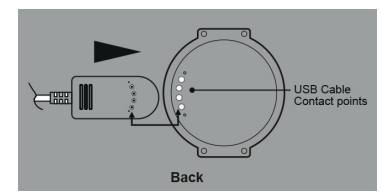


6. SETUP mode

All allowed clock parameters can be set and changed.



7. BATTERY charger



CONNECTION TO THE PC

To connect UP-X1^R to the PC (not the MAC), you must download the PC/UP-X1^R interface software from the website www.omersub.com, install it on your PC and connect UP-X1^R with the dedicated clip, which is provided. Carefully make the connection in CLOCK mode and ensure that all contacts of the clip and two centring pins are correctly positioned.



REGISTER YOUR PRODUCT

By registering your UP-X1^R you allow Omer to send you e-mail updates for the firmware (software UP-X1^R) and for dive master (PC/UP-X1^R interface software); to register, visit the website www.omersub.com



TECHNICAL SPECIFICATIONS

Battery type	Lithium Ions Rechargeable
Battery size	20 x 3 mm
Temperature of use	-20°C to 50°C
Battery type	PD2032 3 Volts

- Do not use sharp objects to clean the device.
- Avoid solvents and chemical cleaners that might damage plastic components.
- Avoid heavy impact and extreme treatment as they could reduce product life.
- Do not use the product near residual substances, stains or dust resulting from mechanical processing of ferrous materials because the keys of UP-X1 are magnetic and said residue might impair good clock function.

You can get the complete multi languages owners manual from our website : www.sporasub.com

Umberto Pelizzari

OMER

by MOMODESIGN

UP-X1[®] FREEDIVING COMPUTER

WARNING

IMPORTANT SAFETY AND PRODUCT INFORMATION WARNING

Failure to avoid the following potentially hazardous situations could result in death or serious injury.

SURFACE TIME WARNING

The user must only use Surface Time as a rough indication; hence, no liability shall be acknowledged.

HEALTH WARNINGS

- Always seek medical advice before beginning or modifying any exercise program. If you have a pacemaker or other implanted electronic device, seek medical advice before using a heart rate monitor.
- The device, the heart rate monitor, and other Omer accessories are consumer devices, not medical devices, and could suffer from interference from external electrical sources. The heart rate readings are for reference only, and no responsibility is accepted for the consequences of any erroneous readings.

HEART RATE MONITOR FUNCTION WARNING

The transmission frequency from the heart rate monitor to UP-X1[®] is 5.3 KHz, which ensures excellent signal transmission in water, while it can be easily disturbed by the following external agents on land:

- high-voltage power lines
- overhead lines of electric railways
- electric bus or tram lines, televisions
- traffic lights
- car motors
- bike computers
- cellular phones
- mp3 players
- electric security gates
- microwave ovens (H2, H3, WearLink Hybrid, WearLink W.I.N.D. which use W.I.N.D. transmission)
- computers, WLAN base stations (H2, H3, WearLink Hybrid, WearLink W.I.N.D. which use W.I.N.D. transmission)
- exercise equipment with electronic components

Therefore, if an abnormal heart beat is detected, the problem must be blamed on signal disturbances.

HEART RATE MONITOR DETECTION WARNING

If UP is used by multiple users with the SFC, keep a distance of about 2 m between the various users to prevent detection of the closest user during the heart rate monitor/UP-X1[®] association process.

BATTERY WARNINGS

If these guidelines are not followed, the internal lithium-ion battery may experience a shortened life span or may present a risk of damage to the GPS device, fire, chemical burn, electrolyte leak, and/or injury:

- Do not leave the device exposed to a heat source or in a high-temperature location, such as in the sun in an unattended vehicle. To prevent damage, remove the device from the vehicle or store it out of direct sunlight, such as in the glove box.
- Do not puncture or incinerate the device or battery. When storing the device for an extended time, store within the following temperature range: from 32°F to 77°F (from 0°C to 25°C).
- Do not operate the device outside the following temperature range: from -4°F to 122°F (from -20°C to 50°C).
- Contact your local waste disposal department to dispose of the device/battery in accordance with applicable local laws and regulations.

ADDITIONAL USER-REPLACEABLE BATTERY WARNINGS

- Do not use a sharp object to remove the battery. Keep the battery out of the reach of children.
- Do not disassemble, puncture, or damage the battery. Only replace the battery with the correct replacement battery. Using another battery presents a risk of fire or explosion. To purchase a replacement battery, see your Omer dealer or the Omer Web site.

DECLARATION OF CONFORMITY

Hereby, Omer declares that this product complies with the essential requirements and other relevant provisions of Directive 1907/2006 CE.

UP-X1[®] KEYS WARNING

Do not use the product near oil sludge, dust or residue resulting from mechanical processing of ferrous materials. UP-X1[®] keys are magnetic and said residue might impair function of the same.

FCC COMPLIANCE STATEMENT

This device complies with Part 15 of the FCC Rules. Operation is subjected to the following two conditions: (1) this device may not cause harmful interference, and (2) this device must accept any interference received, including interference that may cause undesired operation.

WARNING: Changes or modifications to this unit that are not expressly approved by the party responsible for compliance could void the users authority to operate the equipment.

NOTE: This equipment has been tested and found to comply with the limits for a class B digital device, pursuant to Part 15 of the FCC Rules. These limits are designed to provide reasonable protection against harmful interference in a residential installation. This equipment generates, uses and can radiate radio frequency energy and, if not installed and used in accordance with the instructions, may cause harmful interference to radio communications.

However, there is no guarantee that interference will not occur in a particular installation. If this equipment does cause harmful interference to radio or television reception, which can be determined by turning the equipment off and on, the user is encouraged to try to correct the interference by one or more of the following measures:

- Reorient or relocate the receiving antenna.
- Increase the separation between the equipment and receiver.
- Connect the equipment into an outlet on a circuit different from that to which the receiver is connected.
- Consult the dealer or an experienced radio/TV technician.

LIMITED WARRANTY

This Omer product is warranted to be free of defects in materials or workmanship for one year from the date of purchase. Within this period, Omer will, at its sole option, repair or replace any components that fail during normal use. Such repairs or replacement will be made at no charge to the customer for parts or labour, provided that the customer shall be responsible for any transportation cost. This warranty does not apply to: (i) cosmetic damage, such as scratches, nicks and dents; (ii) consumable parts, such as batteries, unless product damage has occurred due to a defect in materials or workmanship; (iii) damage caused by accident, abuse, misuse, water, flood, fire, or other acts of nature or external causes; (iv) damage caused by service performed by anyone who is not an authorized service provider of Omer; or (v) damage to a product that has been modified or altered without the written permission of Omer. In addition, Omer reserves the right to refuse warranty claims against products or services that are obtained and/or used in contravention of the laws of any country.

THE WARRANTIES AND REMEDIES CONTAINED HEREIN ARE EXCLUSIVE AND IN LIEU OF ALL OTHER EXPRESS, IMPLIED, OR STATUTORY WARRANTIES, INCLUDING ANY LIABILITY ARISING UNDER ANY WARRANTY OF MERCHANTABILITY OR FITNESS FOR A PARTICULAR PURPOSE, STATUTORY OR OTHERWISE. THIS WARRANTY GIVES YOU SPECIFIC LEGAL RIGHTS, WHICH MAY VARY FROM STATE TO STATE.

IN NO EVENT SHALL OMER BE LIABLE FOR ANY INCIDENTAL, SPECIAL, INDIRECT OR CONSEQUENTIAL DAMAGES, INCLUDING, WITHOUT LIMITATION, DAMAGES FOR ANY TRAFFIC FINES OR CITATIONS, WHETHER RESULTING FROM THE USE, MISUSE OR INABILITY TO USE THE PRODUCT OR FROM DEFECTS IN THE PRODUCT. SOME STATES DO NOT ALLOW THE EXCLUSION OF INCIDENTAL OR CONSEQUENTIAL DAMAGES, SO THE ABOVE LIMITATIONS MAY NOT APPLY TO YOU.

Omer retains the exclusive right to repair or replace (with a new or newly overhauled replacement product) the device or software or to offer a full refund of the purchase price at its sole discretion. SUCH REMEDY SHALL BE YOUR SOLE AND EXCLUSIVE REMEDY FOR ANY BREACH OF WARRANTY.

To obtain warranty service, contact your local Omer authorized dealer.

Online Auction Purchases: Products purchased through online auctions are not eligible for warranty coverage. Online auction confirmations are not accepted for warranty verification. To obtain warranty service, an original or copy of the sales receipt from the original retailer is required. Omer will not replace missing components from any package purchased through an online auction.